



### District Report Card: 2017


<b>State:</b> West Bengal	<b>District:</b> Kolkata
<b>Class:</b> 5	<b>Subject:</b> Language
<b>Schools:</b> 59	<b>Students:</b> 1235


### Participation/Coverage


#### Students

<div>GENDER</div> <div></div>	Boys		Girls	
	Number	%	Number	%
	592	47.94	643	52.06

<div>AREA</div> <div></div>	Rural		Urban	
	Number	%	Number	%
	0	0.00	1235	100.00

<div>CATEGORY</div> <div></div>	SC		ST		OBC		GEN	
	Number	%	Number	%	Number	%	Number	%
	210	17.00	4	0.32	74	5.99	947	76.68

<div>CWSN</div> <div></div>	LD	VI	HI	S&LD	ID	Oth
	2	3	2	3	1	5

<div>Management</div> <div></div>	Government		Government-aided	
	Number	%	Number	%
	419	33.93	816	66.07

### Average Performance of Students in Language (%)

Overall	Gender		Area		Management		Social Group			
	Male	Female	Rural	Urban	Govt.	Aided	SC	ST	OBC	GEN
68.13	66.51	69.63	0.00	68.13	63.77	70.38	68.03	73.33	63.51	68.50

## Performance on Learning Outcomes (LOs)

Learning Outcomes	Description	Average Performance(%)
L504	Reads and comprehends independently storybooks, news items/ headlines, advertisements etc.	61.99
L508	Reads text with comprehension, locates details and sequence of events	71.21

Range of Performance of Students who Answered Correctly							
Below 30%		30% - 50%		50% - 75%		Above 75%	
Number	%	Number	%	Number	%	Number	%
65	5.26	174	14.09	514	41.62	482	39.03

## Lowest Performing Learning Outcomes (LOs)

- 1 - Reads and comprehends independently storybooks, news items/ headlines, advertisements etc. (61.99)
- 2 - Reads text with comprehension, locates details and sequence of events (71.21)